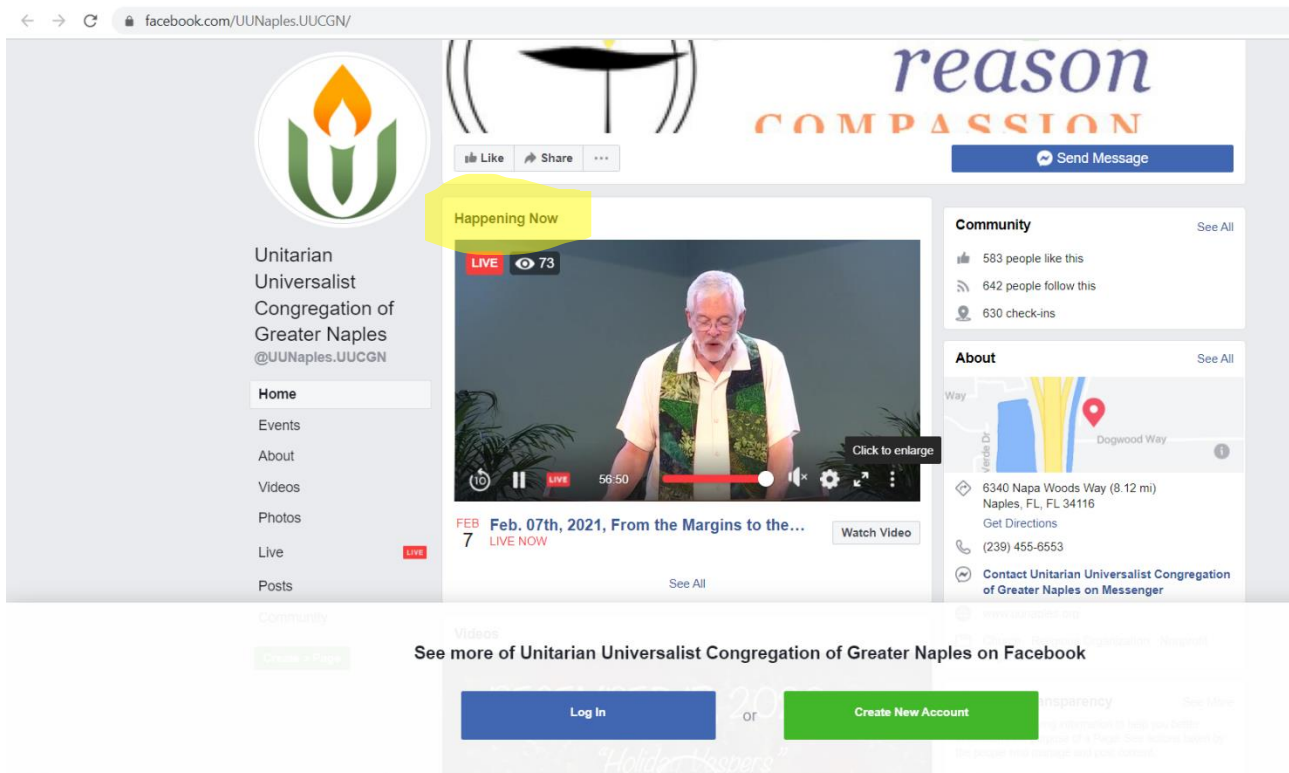


Facebook Live Issues & Tips

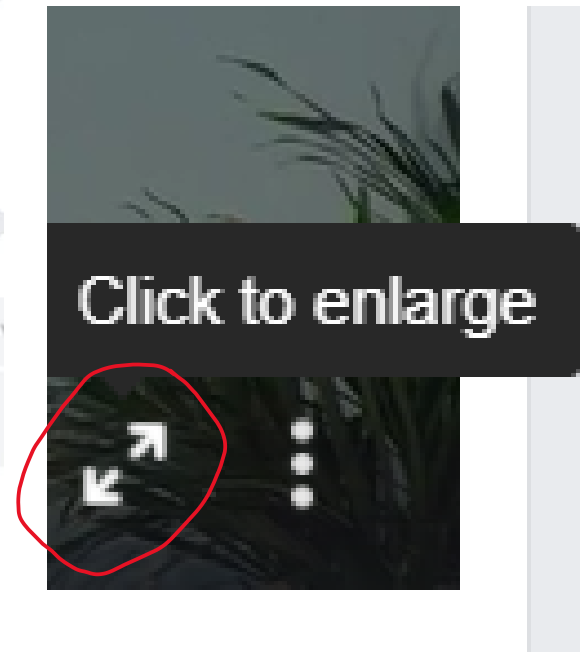
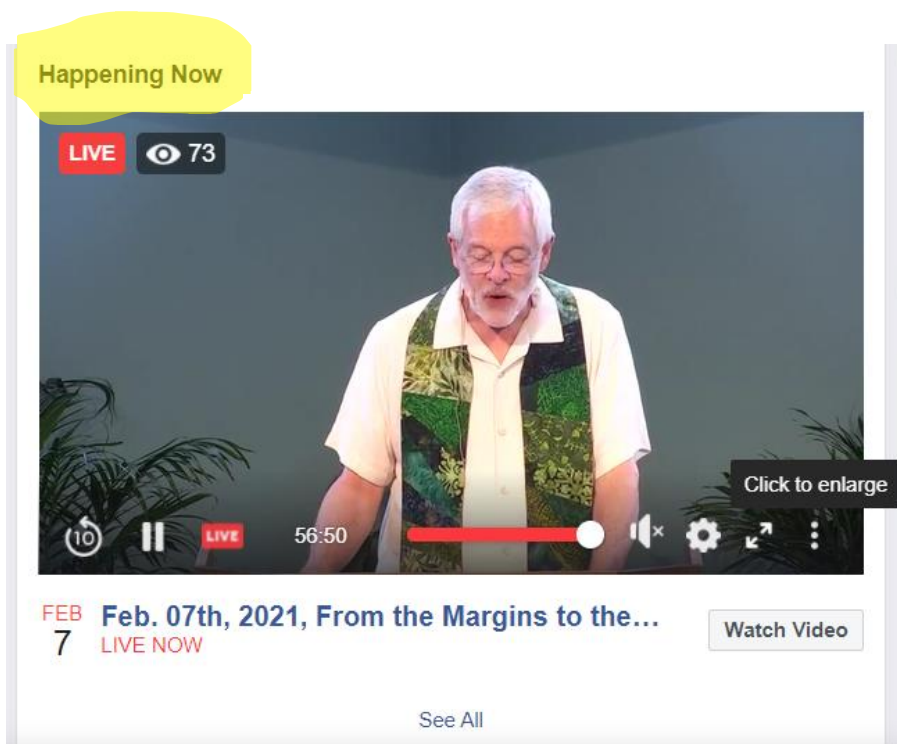
Some Tips to Watch the UUCGN Live Broadcast on Sundays for those who do not have a Facebook account.

[Click Here](#) at 10 Am Sharp!

1. If the Broadcast has started and is live, you will see the video in the middle of the page with **"Happening Now"** on the top left corner of it. Initially, the video will **NOT** have sound and will be small as seen below.



2. In order to watch the video, Get Full Screen and Sound, you have to click on the 2 arrows pointing away from each other at the bottom right corner of the video.



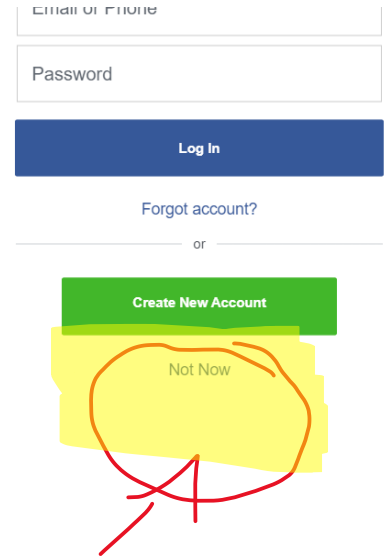

****** DO NOT DOUBLE CKICK ON THE VIDEO ITSELF** as that will show an error message saying there is a problem and action can't be done.

At this point, you should be able to enjoy the broadcast with no issues.

Other Tips: If you go to the page before the live stream has started, you won't find the broadcast option. Instead you see a page similar to this, and with options to older videos that have been archived.



If you scroll down or try to navigate around, you will get this pop up:



Click on **Not Now** and this page goes away or shrinks at the bottom of the page, which you can ignore for the rest of the time.

If you continue to have problems, please call Anna at 239.455.6553 and I will be happy to walk you through the issues or email office@uunaples.org.

Thank You!